

STYLE FOR LIFE

studio
WORKTOPS

CONTEMPORARY DESIGN FOR MODERN LIVING

These contemporary worktops are designed to look fabulous, but they're also designed to take the knocks and spills of everyday life. There are 24 inspirational decors in the range, with a choice of three thicknesses, there is sure to be something to suit every style of kitchen. Available in a handy 3 metre length, these worktops combine effortless beauty with no-nonsense durability to become the focus point of the kitchen.



Manufactured in the UK from sustainable or recycled materials, this worktop range assures real value for money. They may come at a budget price but with a premium look and feel.

Front cover: K207 Grey Galaxy **Main picture:** 5580 Chepe
Bottom left to right: 5284 Oak Roosevelt / 4038 Sonoma Oak / 4892 Pietra Grey



STYLE WITH DURABILITY

Not only do they look the part, but advances in manufacturing technology make them tough enough to handle the rigours and stresses of life in a busy kitchen. A scratch and heat resistant laminate surface on a sturdy particleboard core with moisture resistant sealed edges, creates a durable and easy to clean surface with long lasting structural integrity. These worktops also have proven antibacterial properties for a reassuringly hygienic surface. FIRA and British Standard certification, coupled with a continuous programme of quality control means they're easy on the eye, easy to maintain and very easy to live with.

- > HYGIENIC, ANTIBACTERIAL SURFACES
- > SCRATCH AND HEAT RESISTANT
- > ON TREND CHOICE OF DECORS
- > CHOICE OF THICKNESSES
- > EASY MAINTENANCE
- > MATCHING UPSTANDS AND SPLASHBACKS
- > ECO FRIENDLY CONSTRUCTION
- > MADE IN THE UK




Main picture: 4895 Atlantic Stone Graphite
Bottom left to right: 5414 Oak Endgrain Classic / K207 Grey Galaxy / K023 Venato



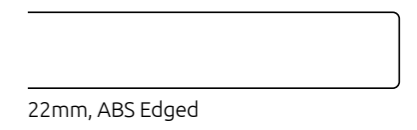
LOVE YOUR PROFILE

ABS Square Edge

This is the modern version of a worktop and features a straight edge and 1.5mm ABS edging that gives a sturdy, square look. The simple, cleaner lines make these worktops perfect for any contemporary or minimalist kitchen design. Additional ABS edging available to order separately.




38mm, ABS Edged




22mm, ABS Edged

Round Edge

Round Edge worktops feature a raw particleboard core covered with a decorative HPL laminate, making them ideal for counters in kitchens, offices and shops. Laminate edging included.



38mm, 6mm Radius



28mm, 6mm Radius

NOTE: All upstands are round edge.



Main picture: 5284 Oak Roosevelt
Bottom left to right: 4038 Sonoma Oak / K023 Venato / 5580 Chepe

FINISHING TOUCHES

Matching Splashbacks

Coordinating exactly to our worktop range, splashbacks provide the finishing touch to worktops in a kitchen, office or work areas. They protect the walls behind the worktop at the same time creating a more attractive appearance.

Matching Upstands

Made to perfectly match the worktop design, our upstands are used to create a seal between the worktop and the wall. They are only a few centimeters high but prevent splashes or spills penetrating the back of the worktop.

NOTE: All upstands are round edge.



Main picture: 4892 Pietra Grey
Bottom left to right: K023 Venato / K210 Black Flint / 4038 Sonoma Oak

DECORS

ABS Square Edge



K023 / SQ / Venato



4374 / DP / Concrete Art Opal Grey



4038 / AT / Sonoma Oak



5580 / DP / Chepe



5414 / AW / Oak Endgrain Classic



4895 / DP / Atlantic Stone Graphite




2360 / AN / Oak Castell



4892 / GL / Pietra Grey



5413 / AW / Oak Endgrain Cognac




K201 / RT / Dark Grey Concrete



4038 Sonoma Oak

Round Edge



0500 / PE / Antique White



8681 / SQ / White Sparkle



K023 / SU / Venato



K209 / RS / Crema Limestone



K204 / PE / Classic Granite



5527 / FP / Stone Oak



5284 / AN / Oak Roosevelt



K207 / RS / Grey Galaxy



K206 / PE / Porterhouse Walnut



4887 / AN / Walnut Almond Expressive



5518 / BS / Jet



K210 / PE / Black Flint



K210 / SQ / Black Flint



K218 / GG / Black Andromeda

TEXTURES



AT / Authentic Touch



AN / Authentic Natural



AW / Authentic Wood



BS / Smooth



DP / Deep Painted



FP / Fine Pore



GG / Glitter Gloss



GL / Glossy



PE / Pearl



RS / Rough Stone



RT / Rust



SQ / Super Quality Gloss



SU / Super Matt



CARE

Care for your worktop

Studio worktops are easy to maintain, simply use a damp cloth and a mild detergent or non-abrasive cleaner to keep the surface clean and hygienic.

Stubborn stains should be removed immediately (the use of abrasive cleaners should be avoided).

Whilst your worktop is resistant to high temperatures, you should always put hot objects on to heat resistant mats or trivets. Our gloss finish will enhance and complement the effect of the decor, however it is advisory to take extra care with gloss finish worktops as they are more prone to marking. Try to avoid sliding objects across the surface of the laminate. To prevent damaging the surface, always use a chopping board for preparing food. Full details for care and maintenance can be found in the Care Guide included with every worktop, or discuss with your retailer.

Care for your environment

We only supply FSC® certified wood products. All of our timber inputs are either traceable to a forest that is managed sustainably, or recycled waste wood diverted from landfill. We monitor our use of water and energy constantly to identify opportunities to reduce usage and have invested heavily in processes that generate energy from woodbased carbon neutral fuel, significantly reducing carbon emissions. Our products also have a stretching lifespan, acting as a carbon sink that at some point in the future can be further recycled or burnt for fuel.

Guarantee

All worktops are guaranteed for a period of 12 months from date of purchase (proof of purchase required). Please refer to the Care Guide for full details.



SPECIFICATION

ABS Square Edge			Worktop		Breakfast Bar	Splashbacks	Upstands
Code	Name	Texture	3050 x 620 22mm	3050 x 620 x 38mm	3050 x 900 x 38mm	3050 x 600 x 6mm	3000 x 100 x 20mm
2360	Oak Castell	AN	•	•	•	•	•
4038	Sonoma Oak	AT		•	•	•	•
4374	Concrete Art Opal Grey	DP	•	•	•	•	•
4892	Pietra Grey	GL	•	•	•	•	•
4895	Atlantic Stone Graphite	DP		•	•	•	•
5413	Oak Endgrain Cognac	AW		•	•	•	•
5414	Oak Endgrain Classic	AW		•	•	•	•
5580	Chepe	DP	•	•	•	•	•
K023	Venato	SQ	•	•	•	•	•
K201	Dark Grey Concrete	RT		•	•	•	•

Round Edge			Worktop		Breakfast Bar	Splashbacks	Upstands
Code	Name	Texture	3050 x 600 x 28mm	3050 x 600 x 38mm	3050 x 900 x 38mm	3050 x 600 x 6mm	3000 x 100 x 20mm
0500	Antique White	PE	•	•	•	•	•
4887	Walnut Almond Expressive	AN		•	•	•	•
5284	Oak Roosevelt	AN		•	•	•	•
5518	Jet	BS	•	•	•	•	•
5527	Stone Oak	FP		•	•	•	•
8681	White Sparkle	SQ		•	•	•	•
K023	Venato	SU	•	•	•	•	•
K204	Classic Granite	PE	•	•	•	•	•
K206	Porterhouse Walnut	PE	•	•	•	•	•
K207	Grey Galaxy	RS		•	•	•	•
K209	Crema Limestone	RS		•	•	•	•
K210	Black Flint	PE		•	•	•	•
K210	Black Flint	SQ	•	•	•	•	•
K218	Black Andromeda	GG		•	•	•	•

Textures key:

AN / Authentic Natural
AT / Authentic Touch
AW / Authentic Wood
BS / Smooth
DP / Deep Painted

FP / Fine Pore
GG / Glitter Gloss
GL / Glossy
PE / Pearl
RS / Rough Stone

RT / Rust
SQ / Super Quality Gloss
SU / Super Matt

8681 White Sparkle



Kronospan Limited
Chirk, Wrexham, LL14 5NT.
Phone: 01691 773361
Email: sales@kronospan.co.uk
Internet: kronospan.com

studio
WORKTOPS